

INTRODUCING



Grace Lutheran School is excited to announce our new school management system – **RenWeb School Management Software**. Starting this year, we're using RenWeb's **ParentsWeb**, a private and secure parents' portal, to allow parents to see academic information specific to their children, while protecting their children's information from others.

All you need is an Internet-capable computer to view information such as:

- Attendance
- Daily Grades
- Progress Reports
- Report Cards
- Transcripts
- Lesson Plans
- Discipline
- Homework
- Missing Assignments
- School Calendar
- School Announcements
- Staff and School Directory
- Family Account Balances with Online Payment
- Teacher Email Addresses
- Teacher Websites
- Customized Web Surveys and Tests
- Other Useful School Information

Here are specific instructions to get you started using Parent's Web. We look forward to your participation. Together we can improve our children's academic development and the communication between our school and your home.

1. **First, Grace Lutheran School must have your email address in RenWeb.** If you provided an email address on your registration forms then this is the one to use.
2. Log into the RenWeb Parent's Web portal via this link. You can bookmark it for future reference. Go to Step 5.

<https://www.renweb.com/rwlogin/ParentsWeb-Login.aspx?District=GL-MD>

3. If you forget the link above you can also log in through the RenWeb home page
 - o Next, go to www.renweb.com and click Logins.
 - o Click ParentsWeb Login.
 - o Type your school's District Code: **GL-MD**

4. Click Create New ParentsWeb Account

RenWeb > Logins > ParentsWeb Login - Mozilla Firefox

File Edit View History Bookmarks Tools Help

RenWeb > Logins > ParentsWeb Login

renweb.com https://www.renweb.com/Logins/ParentsWeb-Login.aspx

Google

ren web
Powering School Systems Online
Serving schools since 1998.

RenWeb ParentsWeb Login

District Code:

1) Type GL-MD

User Name:

Password (case-sensitive):

[Forgot Username/Password?](#)

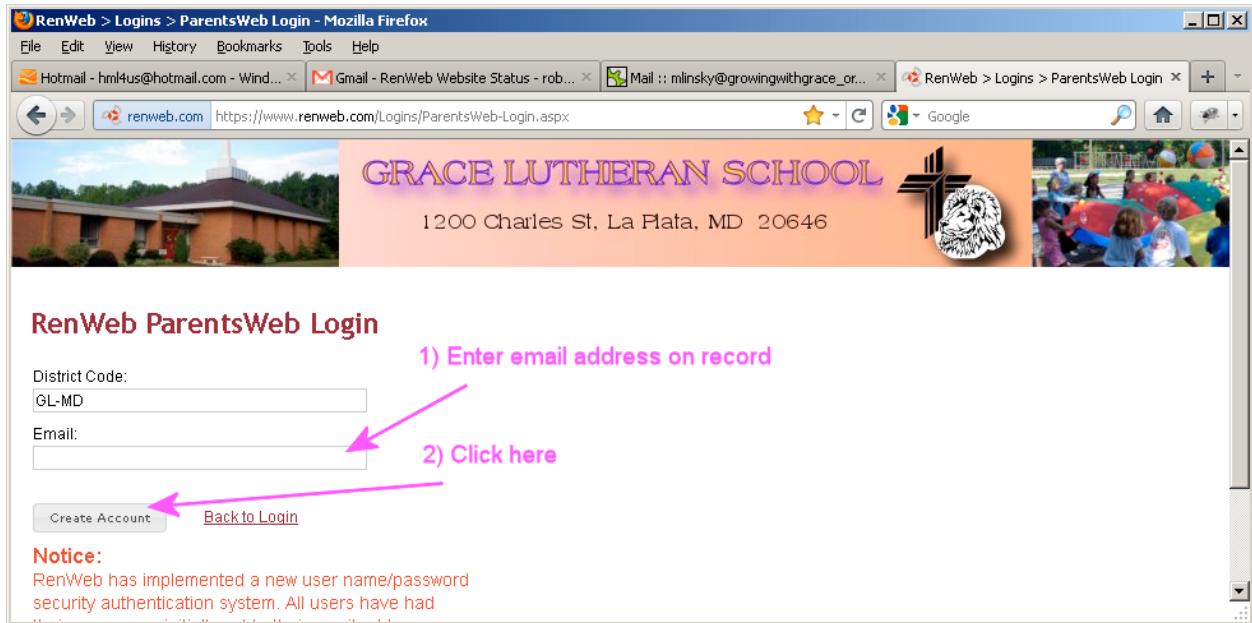
Parent Student Staff

Login [Create New ParentsWeb Account](#)

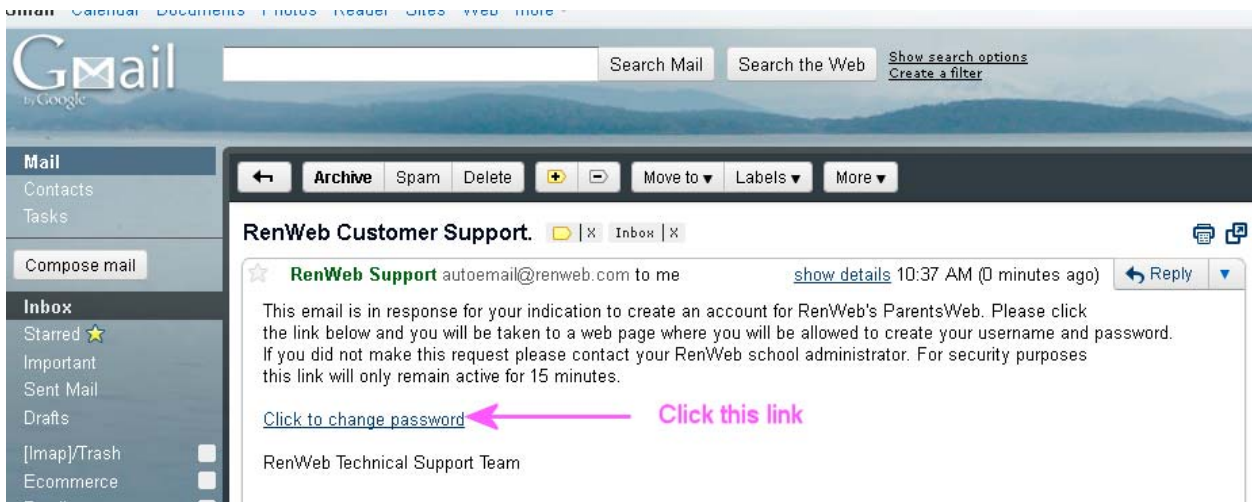
2) Click here

Notice:
RenWeb has implemented a new user name/password security authentication system. All users have had...

5. Enter an email address on record with GLS and click Create Account

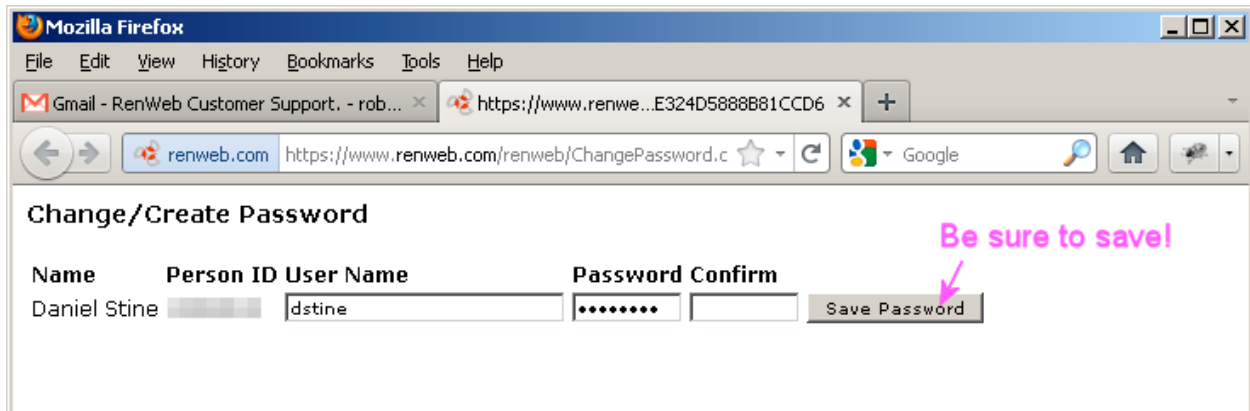


6. Go to your email program and check for a message from "Renweb Customer Support"

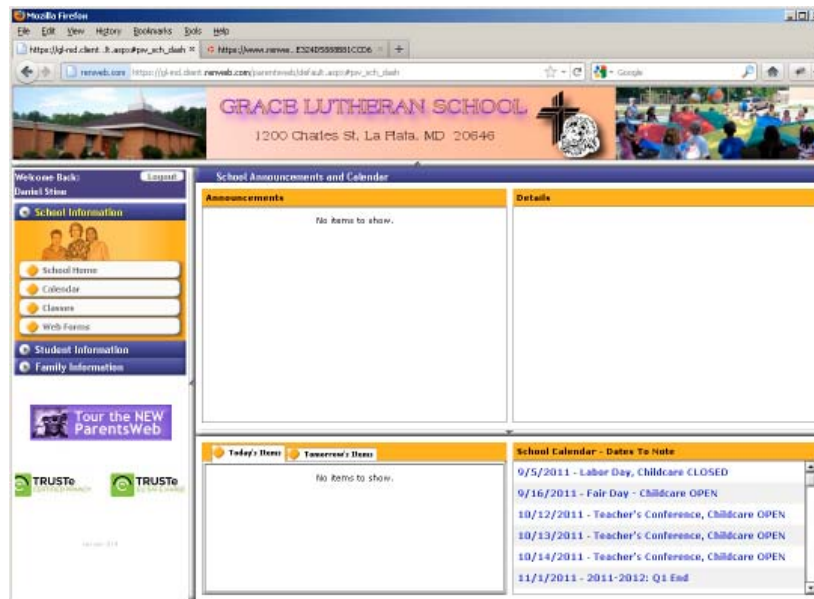


7. Click on the link provided in that email to activate your account. You might have to cut and paste the URL into the address bar of your browser.

- The link will take you to a page where you can choose a Username and Password for your ParentsWeb account. Be sure to click **Save Password**.



- Now you can return to the Login Screen shown in Step 4 and log into your account.



- We will be adjusting settings for ParentsWeb during the first part of the school year as we become familiar with it and identify the needs of our parents and teachers. Please don't hesitate to contact the school for information or the GLS Webmaster for technical support during this time.